




Geomagic Design X

Geomagic Design X 2022

About Geomagic

Bring physical parts into digital parametric CAD models with a reverse-engineering software that combines history-based CAD with 3D scan data processing. Developed by Oqton, Geomagic® Design X™ is the industry's most comprehensive reverse engineering software, combining history-based CAD with 3D scan data processing so you can create feature-based, editable solid models compatible with your existing CAD software.



What's new

New features in this release provide you with new and efficient workflows for reverse engineering complex designs. Improve your modeling speed across common and challenging parts.

LiveTransfer to Latest CAD Software Versions


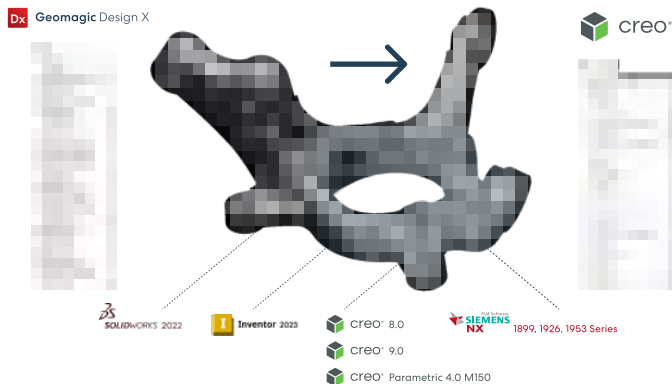
The following CAD applications are now supported in LiveTransfer:

- SOLIDWORKS 2022
- Inventor 2021, 2022, and 2023
- Creo 8.0, 9.0
- Creo Parametric 4.0 M150
- NX 1899, 1926, 1953 series

Improvements to Sketch Tools

Increase your productivity through improved sketching tools allowing you to:

- Draw centered rectangles.
- Replace target mesh when creating or updating mesh sketch.
- Choose display type for circular dimension.
- Define the midpoint constraint between line/arc and point.



Replace Target Mesh



Scanner / Probe Support

With additional hardware support in Scanner Direct Control and LiveCapture, you can now:


- Directly scan objects in Design X using the Hexagon Structured Light Scanner interface.
- Use Scanner Direct Control support for Shining 3D Einscan scanner.
- Probe using Faro Quantum Max/S + LLP XR/HD.
- Use a Leica AT960 tracker + Absolute AS1 scanner.



Improvements to Modeling Tools

Improvements to the Loft and Exact Surfacing Tools now enable you to:

- Define connectors to have more control over the loft feature definition.
- Choose form options to control tangency for guide curves for Surface Loft command.
- Save time by reusing auto-surface patch networks when creating surface patches manually.




Connector Editing Tools

Keep Patch Network in Auto Surface

Region Segmentation

Enhance the quality of region segmentation for a mesh tessellated from CAD with the Design X 2022 new Region Segmentation algorithm. A newly added CAD Tessellation Mesh option allows you to achieve a high-quality region segmentation for the CAD mesh model.




CAD Tessellated Mesh Segmentation

This release also includes the following functionality improvements


- File Import
- Auto-Save & Recovery
- Smart Selection
- Accuracy Analyzer
- Probed Geometry during Alignment
- User Experience



Auto-Save & Recovery



Accuracy Analyzer



Reference Mesh for Comparison

In addition to the 2022 enhancements, this release includes 99 updates.

Download Geomagic Design X 2022 today

Get In Touch

Contact us for a demo at hello@oqton.com

OQTON

© 2022 by Oqton, Inc. All rights reserved. Specifications subject to change without notice. Oqton is a registered trademark of Oqton, Inc. Geomagic and Freeform are registered trademarks of 3D Systems, Inc. All other trademarks are the property of their respective owners.

22V2 © 2022, Oqton