



# Future of Data Management Summit

cadmicro

 SOLIDWORKS



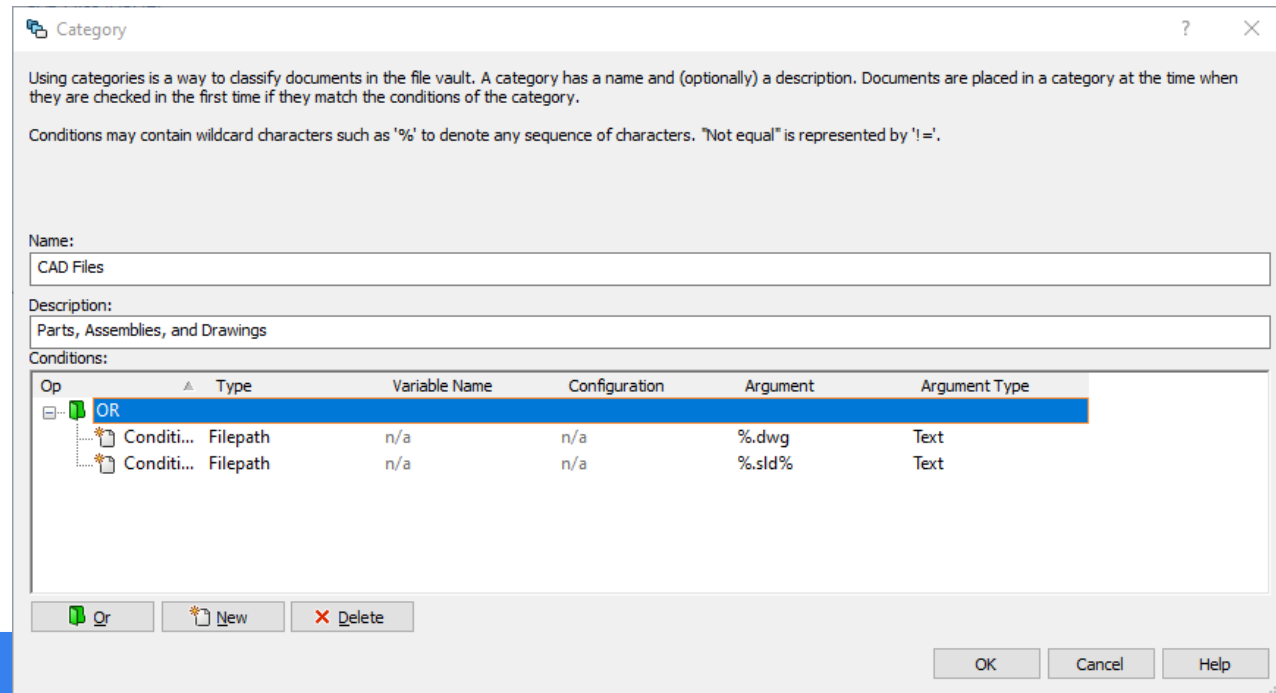
# Advanced Workflows

cadmicro

 SOLIDWORKS

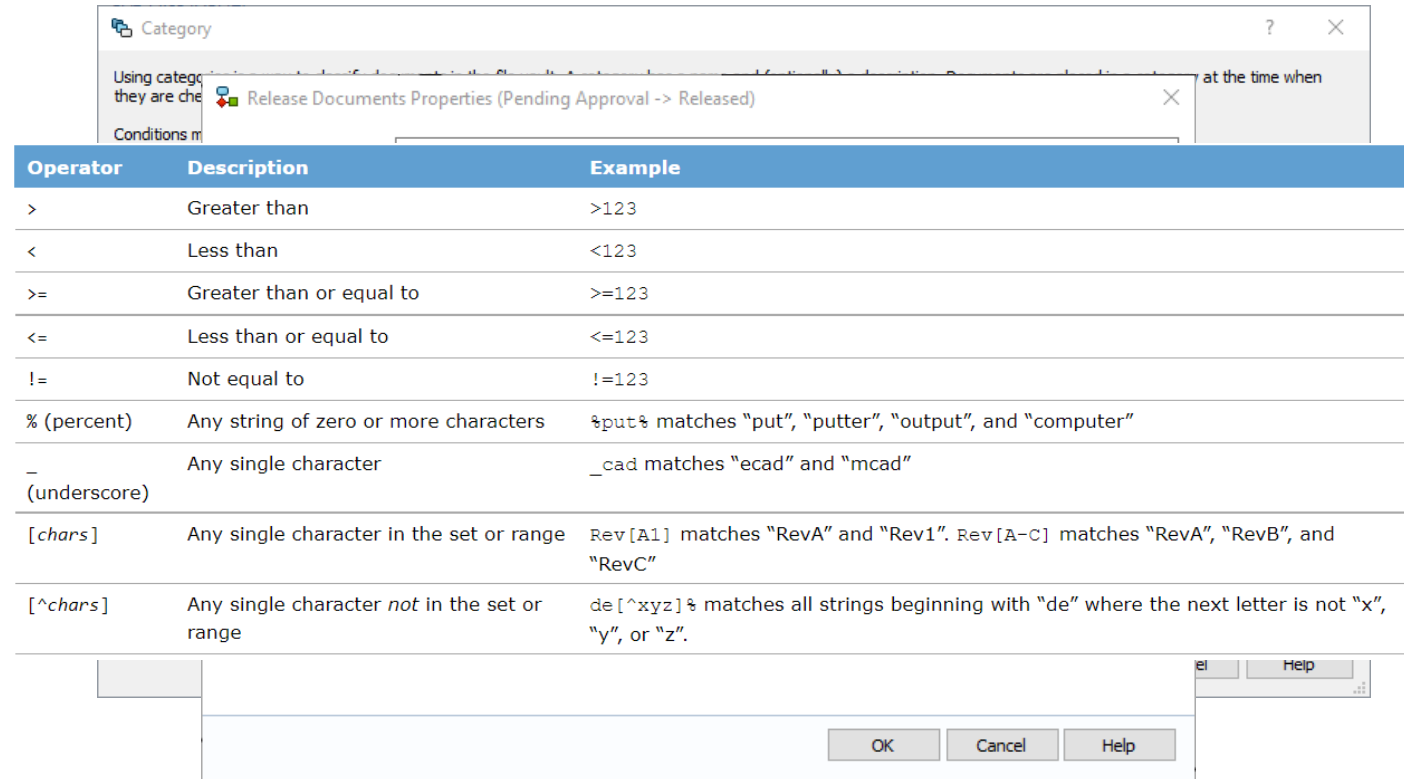
# Categories

- Not technically contained in workflows
- Helpful for sorting files



# Conditions

- Categories use them
- Workflows use them
- A Variety of operators
- Versatile!



The screenshot shows a software interface with a 'Category' dialog box. The dialog box has a title bar with a question mark and a close button. Below the title bar, there is a text area with the text 'Using category they are checked' and a dropdown menu showing 'Release Documents Properties (Pending Approval -> Released)'. Below the text area, there is a 'Conditions' section. Below the dialog box, there is a table with three columns: 'Operator', 'Description', and 'Example'.

Operator	Description	Example
>	Greater than	>123
<	Less than	<123
>=	Greater than or equal to	>=123
<=	Less than or equal to	<=123
!=	Not equal to	!=123
% (percent)	Any string of zero or more characters	%put% matches "put", "putter", "output", and "computer"
_ (underscore)	Any single character	_cad matches "ecad" and "mcad"
[chars]	Any single character in the set or range	Rev[A1] matches "RevA" and "Rev1". Rev[A-C] matches "RevA", "RevB", and "RevC"
[^chars]	Any single character <i>not</i> in the set or range	de[^xyz]% matches all strings beginning with "de" where the next letter is not "x", "y", or "z".

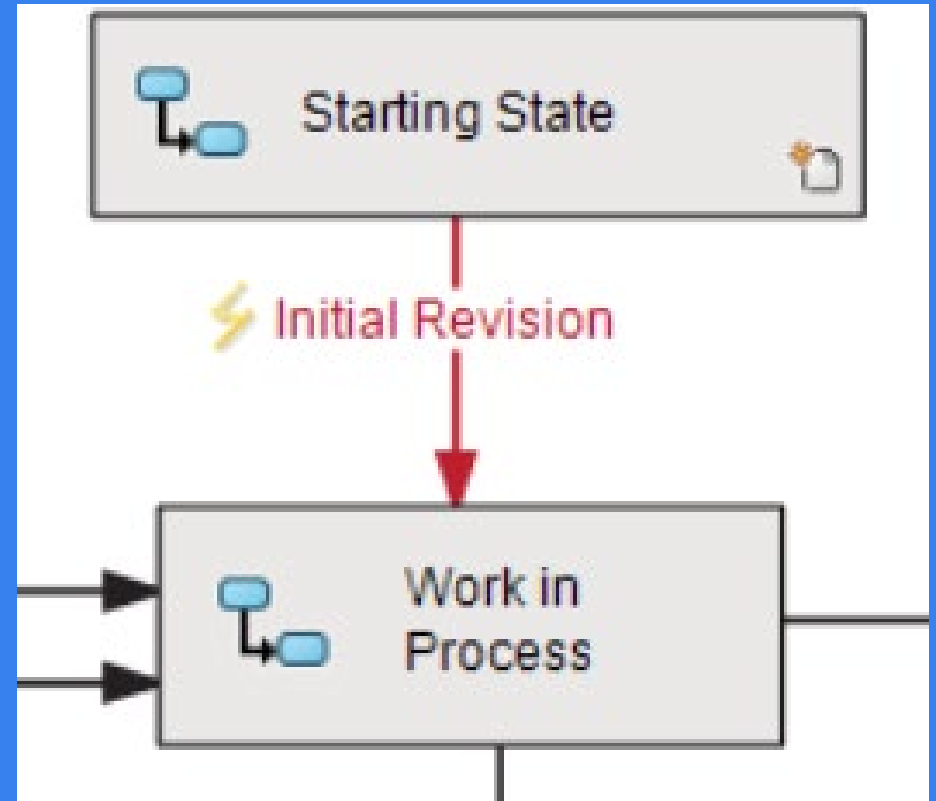
At the bottom of the dialog box, there are three buttons: 'OK', 'Cancel', and 'Help'.

# Transitions

---

## Automatic

- Occurs without user input
- Happens immediately on entering state
- Red

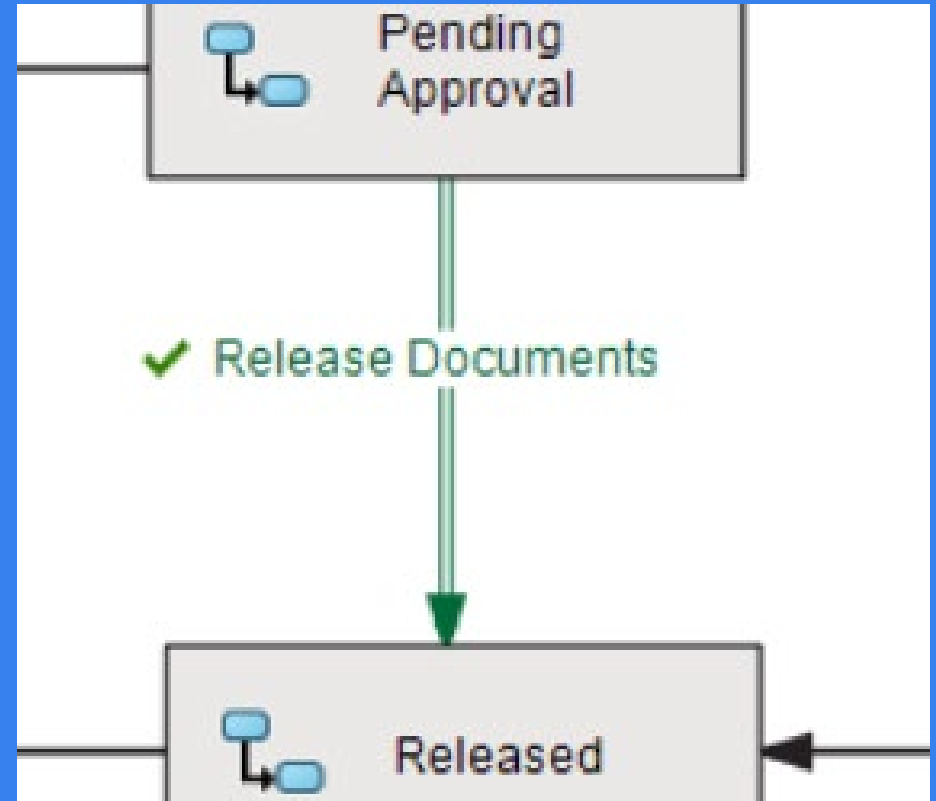


# Transitions

---

## Parallel

- Requires multiple approvers
- Not automatic
- Green

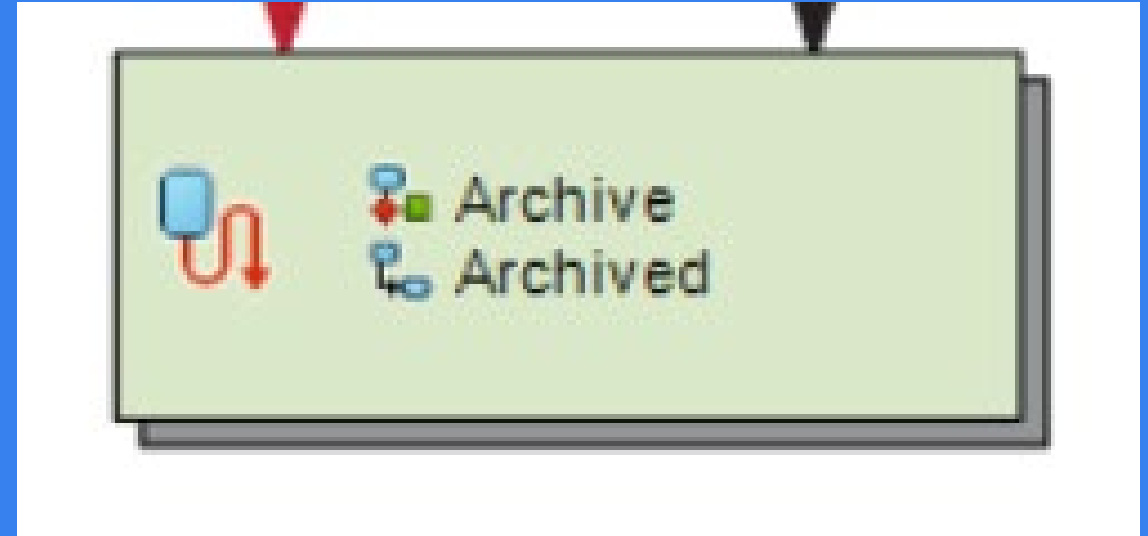


# Transitions

---

## Workflow Links

- Move files between workflows
- Looks like a state acts like a transition
- Green



# State Notifications

---

- Recurring notifications for files in a folder
  - Remain in state
  - Check in
  - Check out

Folder Notification

Folder: C:\ACME\\*. \* ...

Type: Delayed in State

Notification Properties Recipients

This notification is sent when a file in the specified folder has been in the selected workflow state for the specified amount of time.

Workflow: CAD Files

State: Pending Approval

Trigger after: 1 day(s) in state 'Pending Approval'

Resend every: 1 day(s)

OK Cancel Help



# Questions?

...

Stay up to date on upcoming events & webinars!

[www.cadmico.com/events](http://www.cadmico.com/events)

cadmico